



SD2 SECURITY DOOR

SD2 Security Doors are designed to protect low to medium risk properties from determined opportunist attempts at forced entry using a number of hand tools. Security with aesthetics.

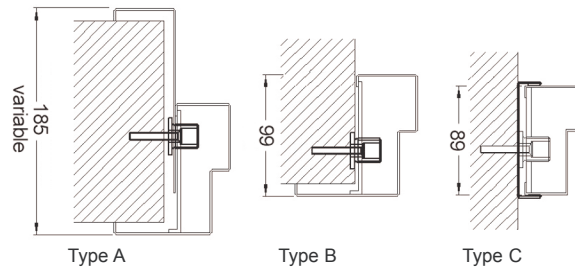
DOOR LEAF

- Thickness:** 48mm
- Material:** 1.2mm corrosion resistant Zintec/Aluzinc sheets as standard, wide variety of colours and finishes available. Also Stainless Steel.
- Infill:** Filled with mineral wool and integral steel stiffeners.
- Construction:** Doorblade manufactured from two 1.2mm sheets lockformed together, by bonding two steel skins around a rigid core. A total steel armour thickness of 2.4mm.
- Astragal:** Blade fitted with an anti-jemmy astragal.

DOOR FRAME

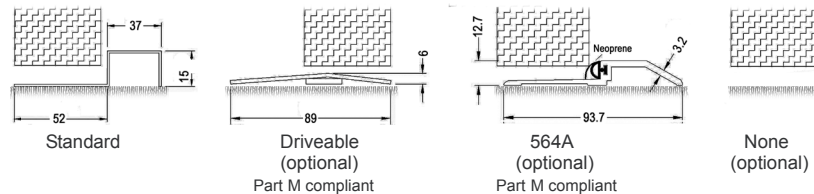
- Construction:** Folded and welded from 1.6mm Zintec/Aluzinc. Fully welded, variable sub-frame supplied as standard to accommodate site tolerance of -0/+30mm. The sub-frame providing additional protection to the fixings against jemmys. The frame is fitted with 3no. specially modified Class 13 stainless steel hinges with 3no. security dog bolts for security.

Profile:



THRESHOLD

- Standard:** 15mm rebated threshold.
- Optional:** 5mm driveable (DDA compliant).
12.5mm 564A Aluminium (DDA compliant).




FINISHES

- Standard:** Pre-primed steel (approximating to BS10A05 Goosewing Grey) requiring site painting.
- Optional:** Polyester Powder Coating from standard colour range.

SIZES


- Size:** Doors are custom manufactured in 10mm increments for single openings 690mm to 1390mm and double openings 1290mm to 2600mm, at heights up to 2900mm. Contact the Sales office for special configurations and finishes.



SECURITY



SD2 SECURITY DOOR



SECURE LOCKING

Locking:

Non Fire Escape

Door is required to be fitted with a minimum of two high security locks.
Securefast C EN grade 7 security Sashlock, (SA 222 50SS R/7) C/W euro double cylinder and security escutcheon fitted to the centre door position.
Securefast C EN grade 7 security Deadlock, (SA21250 SS R /7) C/W euro double cylinder and security escutcheon fitted to the lower quarter of the door leaf.
Each door supplied with high security cylinders, tested to BS EN 1303 security Grade 6, Pattern protected to make key duplication difficult, anti-drill protected and keyed alike per door set as standard.



Fire Escape Doors

Alternatively the doors can be fitted with 2 point panic escape hardware to offer means of escape.
Please note to achieve the security rating the door should be fitted with 2No security Deadlocks to offer the appropriate security rating when the building is unoccupied.

APPLICATIONS

Duty:

Light Commercial and perimeter security.
Protection from a determined attack, with some preparation and a number of tools where the attacker is willing to make some, but not prolonged, noise.

Note: All duty recommendations assume the doors are used in conjunction with other comparable levels of security at windows, etc.

The SD2 door can offer 240min. fire rating if fitted with appropriate ironmongery.

TESTING

Tests:

Tested to prEN 1627 - 2007/09. Security Level 2.

The test involves a determined attack over a period of 15mins. using tools including screwdriver, 300mm. lever, and hammer. (see 'Practical Attack Element of Test for full details'.)